

Ford RANGER

Ford



LIVE THE
RANGER LIFE
Ford



5 YEAR
UNLIMITED
KILOMETRE
WARRANTY

As a Ford owner you will receive a Five Year / Unlimited Kilometre Ford Express New Vehicle Warranty with your purchase.¹⁵ For details about this warranty please visit: www.ford.com.au/owners/warranties

Scan to watch Ranger videos.



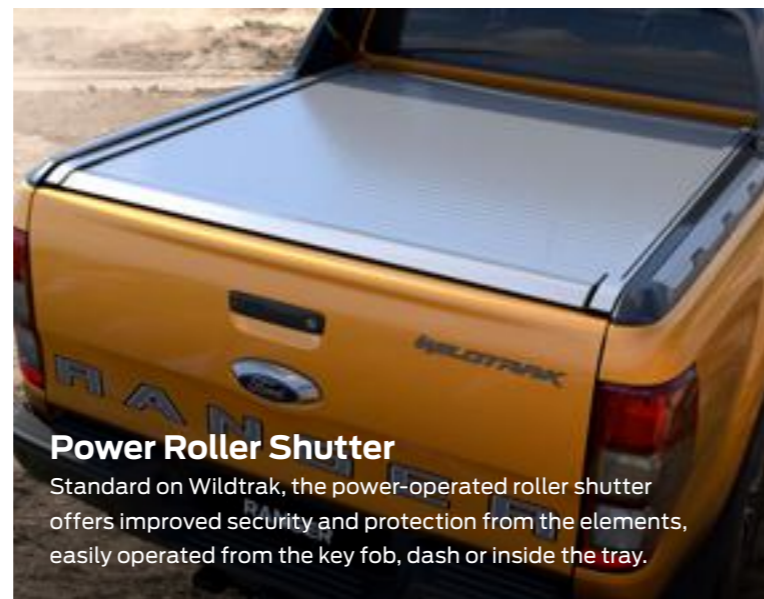
Live Life To The Fullest

The Ford Ranger is the pick-up truck always ready to work or play, with the power and capability for the toughest jobs, it also has the comfort and smart safety features you want for your family.



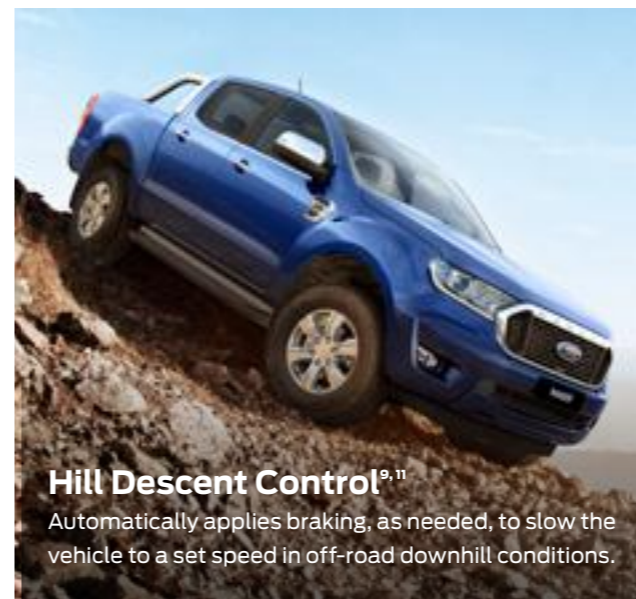
3.5 TONNE
TOWING

With up to 3,500kg^{1,2} braked towing capacity and 6,000kg gross combined mass in conjunction with Trailer Sway Control,⁹ you'll be able to handle big loads with Ford Ranger.



Power Roller Shutter

Standard on Wildtrak, the power-operated roller shutter offers improved security and protection from the elements, easily operated from the key fob, dash or inside the tray.



Hill Descent Control^{9,11}

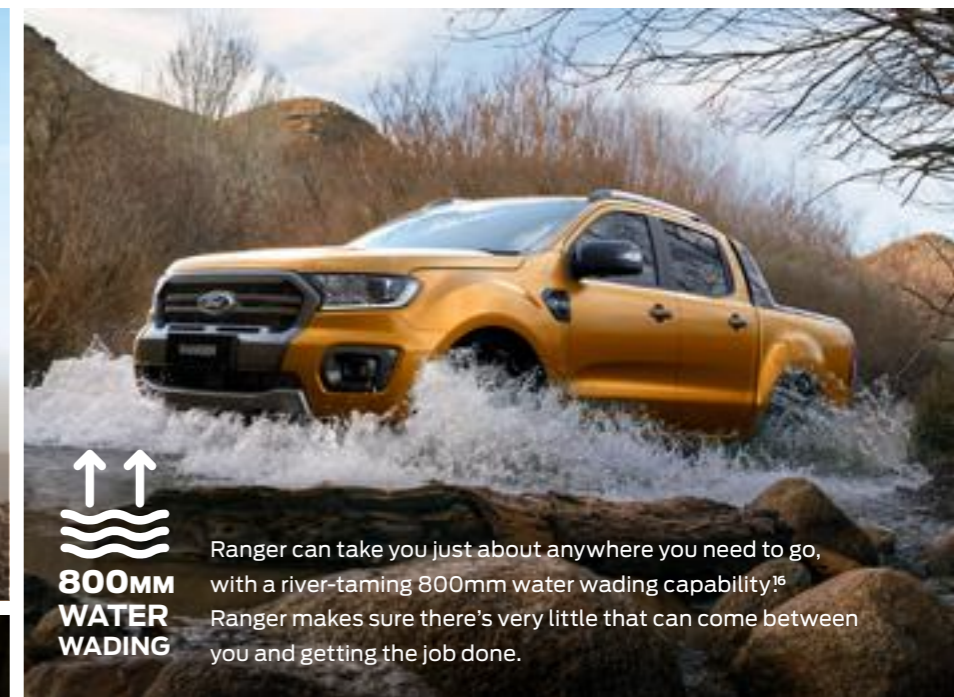
Automatically applies braking, as needed, to slow the vehicle to a set speed in off-road downhill conditions.



*Vehicle shown with optional Black 18" Alloy Wheels and Flexiglass Alloy Tray accessory

NEW XLT Double Cab Chassis

The new Ranger XLT Double Cab Chassis lets you fit your own unique tray or body, customised to your exact needs.

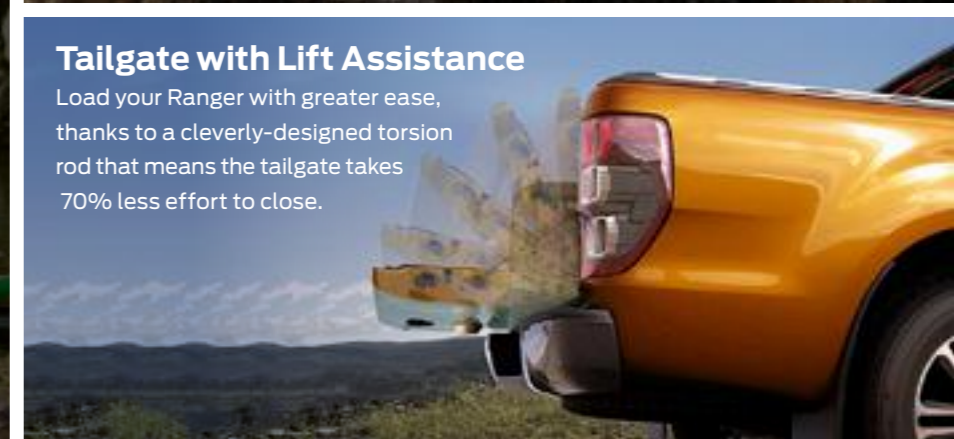


↑ ↑
800MM
WATER
WADING

Ranger can take you just about anywhere you need to go, with a river-taming 800mm water wading capability.¹⁶ Ranger makes sure there's very little that can come between you and getting the job done.

Tailgate with Lift Assistance

Load your Ranger with greater ease, thanks to a cleverly-designed torsion rod that means the tailgate takes 70% less effort to close.



Technology Designed To Keep You Safe & Secure



Scan to find out more about **FordPass**



Ford Connectivity

Every Ranger now comes fitted with an embedded modem known as FordPass Connect. Using the FordPass App on your smartphone¹² you can locate your vehicle, lock and unlock the doors, and even start the engine remotely.¹³



Tough Done Smart

The Ranger is one tough truck, but it certainly doesn't feel like it. Inside the cabin, you'll find a world of high-end features and premium fittings.

SYNC³ with 8" Touchscreen

SYNC³ is a fully integrated voice-activation¹⁴ system that lets you connect your compatible smartphone, play your favourite music, and stay on track with the integrated Sat Nav system!¹⁴




Smart Keyless Entry with Push Button Start

D. Leather Accented Seats
There's nothing quite like the smell and feel of premium leather accented seats, which come standard in Wildtrak and are optional on XLT Double Cab models.

E. Apple CarPlay™ & Android Auto™⁵
Connect your compatible smartphone for hands-free control of your favourite apps. Use voice commands to look up destinations, make phone calls or listen to messages.

Choose Your Colour
*Prestige Paint ^Wildtrak exclusive colour
† Not available on Wildtrak ~XLT & Wildtrak exclusive colour



Wildtrak Leather Accented Seats shown

When your truck doubles as your office, smart design makes all the difference. The Ranger comes standard with heaps of tech to make your life easier and safer.

A. Autonomous Emergency Braking (AEB) with Pedestrian Protection⁹

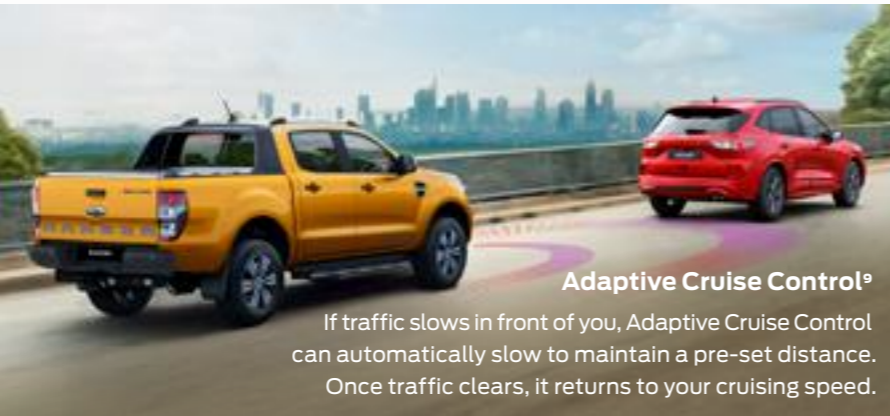
In speeds over 3.6km/h, Autonomous Emergency Braking (AEB) with Pedestrian Protection is designed to help detect if the car in front has unexpectedly stopped or a pedestrian steps out onto the road, and can automatically apply the brakes.

B. Active Park Assist⁹

Helps you find the right size parallel parking space and automatically steers itself in for a perfect park. Ford Ranger is the first in the Pick-up segment to offer Active Park Assist.

C. Traffic Sign Recognition⁹

The forward-facing camera can automatically detect the current speed limit (when activated), then displays this on the instrument cluster. It can even provide a visual warning if you exceed the detected speed limit.



Adaptive Cruise Control⁹

If traffic slows in front of you, Adaptive Cruise Control can automatically slow to maintain a pre-set distance. Once traffic clears, it returns to your cruising speed.



Lane Keeping Aid with Lane Departure Warning⁹

By monitoring road markings, Ranger can detect if you appear to unintentionally drift out of your lane, and vibrate the steering wheel to warn you. If it continues, it can apply steering torque to help direct you back into your lane.



Ranger 2021.25MY Specifications. Visit ford.com.au for full specifications.

	XL	XLS	XLT	Wildtrak
Drivetrains				
4x2 (Low-Rider)	•			
4x2 (Hi-Rider)	•		•	
4x4	•	•	•	•
Body Styles				
Single Cab Chassis	•			
Super Cab Chassis	•			
Super Cab Pick-Up	•		•	
Double Cab Chassis	•		•	
Double Cab Pick-Up	•	•	•	•
2.2L TDCI Diesel Engine				
Availability	S			
Engine Type		Inline 4 Cylinder		
Engine Size (cm ³)		2198		
Maximum Power		118kW @ 3200rpm		
Maximum Torque		385Nm @ 1600-2500rpm		
Transmission		6-Speed Manual, 6-Speed Automatic		
3.2L TDCI Diesel Engine				
Availability	O	S	S	S
Engine Type		Inline 5 Cylinder		
Engine Size (cm ³)		3198		
Maximum Power		147kW @ 3000rpm		
Maximum Torque		470Nm @ 1750-2500rpm		
Transmission		6-Speed Manual, 6-Speed Automatic		
Bi-Turbo Diesel Engine				
Availability			O	O
Engine Type		Inline 4 Cylinder		
Engine Size (cm ³)		1996		
Maximum Power		157kW @ 3750rpm		
Maximum Torque		500Nm @ 1750-2000rpm		
Transmission		10-Speed Automatic		
Vehicle Masses - excluding 4x2 Low-Rider (kg)¹				
Gross Vehicle Mass		3200		
Gross Combined Mass		6000		
Maximum Braked Towing Capacity ²		3500		
Exterior				
Exterior Colour - Bumper (Front)	Body Colour	Body Colour	Body Colour	Body Colour with Silver Lower Insert
Exterior Colour - Bumper (Rear) ³	Body Colour	Body Colour	Chrome Steel	Bolder Grey
Exterior Colour - Door Handles	Black	Black	Chrome	Bolder Grey
Exterior Colour - Door Mirrors	Black	Trivet Grey	Chrome	Bolder Grey
Exterior Colour - Grille	Black	Trivet Grey	Chrome	Bolder Grey
Exterior Lighting - Front Fog Lamps		Halogen	Halogen	LED
Exterior Lighting - High Performance Bi-LED Headlamps			S	S
Exterior Lighting - LED Daytime Running Lamps			S	S
Exterior Mirrors - Power Adjustable	S	S	S	S
Exterior Mirrors - Power Folding & Heated			S	S
Exterior Mirrors - Puddle Lamps				S
Privacy Glass			S	S
Rear Sports Bar			Chrome Tubular	Sailplane
Side Steps			Black	Black with Silver Insert
Tailgate Lock ³	Manual	Manual	Manual	Power
Tailgate with Lift Assistance ³	S	S	S	S
Tow Bar			S	S
Wheel Size and Type	16" Steel	16" Alloy	17" Alloy	18" Alloy
Load Box Elements				
Bedliner with 12V Socket			S	S
Inner Tie Downs ³	S	S	S	S
Load Box Illumination ³	S	S	S	S
Load Rest ³	S	S		
Power Roller Shutter				S
Seating				
6-way Manual Driver Seat Adjustment	S	S	S	
6-way Power Driver Seat Adjustment plus Lumbar Support				S
Heated Front Seats				S
Wildtrak Leather Accented Seats - Black with Orange Stitching				S
Comfort and Convenience				
230V Inverter in Rear Console			S	S

S = Standard O = Factory Option that can be ordered before a vehicle is manufactured P = Part of a Pack A = Available as Accessory

	XL	XLS	XLT	Wildtrak
Ambient Lighting - Multi-Colour				S
Auto-Dimming Rear View Mirror			S	S
Auxiliary 12V Power Outlets - in Cabin	2	2	2	2
Child Seat Upper Anchorage Points (Super Cab / Double Cab only)	2	2	2	2
Child Seat ISOFIX Anchorage Points ⁴	2	2	2	2
Climate Control - Dual Zone Automatic		P	S	S
Dual Colour 4.2" Instrumentation Screens				S
Floor Coverings	Vinyl	Carpet	Carpet	Carpet
Floor Mats		Driver	Driver	Driver & Front Passenger
Headlamps - Auto On/Off Function	S	S	S	S
Leather Wrapped Steering Wheel & Gear Knob			S	S
Power Windows (Auto Driver)	S	S	S	S
Rain Sensing Wipers			S	S
Smart Keyless Entry with Push Button Start		P	S	S
Audio And Communication				
FordPass Connect - Embedded Modem	S	S	S	S
8" Colour Touch Screen	S	S	S	S
Apple CarPlay & Android Auto ⁵	S	S	S	S
Bluetooth ⁶ with Phone/Audio Streaming ⁶	S	S	S	S
DAB+ Digital Radio		P	S	S
Satellite Navigation with Traffic Message Channel ⁷		P	S	S
SYNC [®] 3 ⁸	S	S		
SYNC [®] 3 with Voice-Activated Controls ⁸		P	S	S
USB Ports	2	2	2	2
Windscreen Mounted USB Port	S	S	S	S
Safety, Security and Driver Assistance				
Active Park Assist ⁹			P	S
Adaptive Cruise Control ⁹			P	S
Airbags x 6 - Front and Side (Driver & Passenger), Full Length Curtain	S	S	S	S
Alarm with Perimeter, Interior Motion & Vehicle Inclination Sensors		S	S	S
Auto High Beam ⁹	S	S	S	S
Autonomous Emergency Braking (AEB) - with Pedestrian Detection ⁹	S	S	S	S
Cruise Control with Adjustable Speed Limiter	S	S	S	S
Driver Impairment Monitor ⁹	S	S	S	S
Dynamic Stability Control (DSC) Incorporating ABS, Load Adaptive Control, Roll Over Mitigation, Traction Control & Trailer Sway Control ⁹	S	S	S	S
Emergency Assistance ¹⁰	S	S	S	S
Hill Descent Control ^{9,11}	S	S	S	S
Hill Launch Assist ⁹	S	S	S	S
Lane Keeping Aid ⁹	S	S	S	S
MyKey [®]			S	S
Parking Sensors ³	Rear	Front & Rear	Front & Rear	Front & Rear
Rear Differential - eLocking ¹	S	S	S	S
Rear View Camera (Standard on XLT Double Cab Chassis model. Optional Accessory on XL Cab Chassis Models)	S / A	S	S	S
Traffic Sign Recognition ⁹	S	S	S	S
Tyre Pressure Monitoring System			S	S
Factory Fitted Options				
Deletion of Chrome Sports Bar				O
Electronic Locking Rear Differential (eLRD)	O - 4x2 Hi-Rider			
Black 17" Alloy Wheels		O		
Black 18" Alloy Wheels ⁴			O	O
17" Continental All Terrain Tyres ¹¹	O			
XL Heavy Duty Suspension ¹	O			
XL 4x4 Heavy Duty Pack, incl. Heavy Duty Suspension, 17" Black Steel Wheels, 17" Continental A/T Tyres, Solid Wheel Nuts, Side Steps (on Super/Double Cab Chassis & Double Cab Pick Up), Rear Camera Accessory (on Single/Super/Double Cab Chassis)	O			
XLS Premium Pack - incl. Satellite Navigation, CD Player, Embedded Voice Control, DAB+ Digital Radio, Dual Zone Climate Control, Smart Keyless Entry with Push Button Start, Chrome Exterior Grille & Handles		O		
XLT Leather Accented Seats - Black ⁴				O
XLT Tech Pack - incl. Adaptive Cruise Control, Semi-Auto Active Park Assist				O
Tough Bed Spray-In Bedliner	O	O	O	

1. Excluding 4x2 XL Single Cab Chassis 2.2 Low Rider, which has a GCM of 5,425kg, GVM of 2,925kg, and Maximum Braked Towing Capacity of 2,500kg. 2. Maximum braked towing capacity when fitted with a genuine Ford Tow Pack. Subject to State and Territory regulations. Further weight restrictions apply, please consult your authorised Ford Dealer and/or refer to the Owner's Manual for guidance. 3. Available on Pick-up models only. 4. Available on Double Cab models only. 5. Apple CarPlay / Android Auto requires phone with compatible version of Apple iOS / Android™ (as applicable), active data service, and connection cable (sold separately). SYNC[®] does not control Apple CarPlay / Android Auto while in use. Apple / Google and other third parties are responsible for their respective functionality. Message and data rates may apply. Apple CarPlay, Siri Eyes Free, iPod and iPhone are trademarks of Apple Inc. registered in the US and other countries. Android Auto and Google Maps are trademarks of Google Inc. Ford Applink[®] is available on selected SYNC[®] models and is compatible with select smartphone platforms. Warning: Local laws prohibit some phone functions while driving. Check your local road rules before using these functions. 6. Bluetooth[®] is a registered trademark of Bluetooth SIG, Inc. and is under license. Some phones not compatible. 7. Traffic Message Channel is currently provided through an arrangement with Intelomatics Australia Pty Ltd (Intelomatics). The ongoing provision of this feature cannot be guaranteed if Ford's arrangements with Intelomatics cease for any reason. 8. SYNC[®]3 features are not compatible with all phones. For compatibility, see ford.com.au/sync. 9. Driver-assist features are supplemental and do not replace the driver's attention, judgment and need to control the vehicle. May not operate in some driving and road conditions (including at certain speeds) or adverse weather. 10. Emergency Assistance feature needs a paired and in range mobile phone. Can activate in the event of a crash which deploys an airbag or activates the fuel pump shut off. 11. Available on 4x4 models only. 12. Use of FordPass is subject to the FordPass Terms and Privacy Policy and the Connected Vehicle Terms and Privacy Policy available on ford.com.au/fordpass and requires a compatible mobile device, internet access and software (including software updates from time to time). You are responsible for internet access, mobile network data and voice call services required for your use of the FordPass App on your mobile device, including associated fees. The FordPass Connect Modem and FordPass App can only work when connected to the telecommunications network. Ford cannot guarantee that FordPass will be in fully operating condition at all times and the FordPass App may be unavailable or particular FordPass services interrupted. Ford is not responsible for any limitations or restrictions of the telecommunications network or of your mobile device. 13. Remote Vehicle Start and Stop on Automatic variants only. Use responsibly and only in well ventilated areas where you are aware of your vehicle's surroundings. Vehicle Locator only available when Vehicle Location setting is on. 14. SYNC3 Voice Activation and Satellite Navigation available as standard on XLT & Wildtrak. Optional on XLS as part of XLS Premium Pack. 15. Warranty conditions apply. 5 year/unlimited km Ford Express New Vehicles Warranty applies to new, demonstrator and service loaner vehicles delivered from 1 May 2018. Our goods come with consumer guarantees that cannot be excluded under the Australian Consumer Law. Our warranty does not limit and may not exceed your rights under those guarantees. 16. 800mm Water Wading on 4x2 Hi-Rider and 4x4 Ranger models. Achieved when maintaining a steady speed of 7 km/h.

Ford Service Benefits

Our Commitment to You

Convenience. Reliability. And no nasty surprises. That's what service should be. And that's exactly what Ford promises when you have your car serviced. Feel at ease knowing that your car is being serviced by factory trained technicians using specialised diagnostic equipment. After all, nobody knows your Ford better than we do. Speak to your participating Ford Dealer today about how we can help you make the most out of your vehicle experience.

\$299

PER STANDARD A OR B SCHEDULED SERVICE FOR UP TO 4 YEARS/60,000KMS

Feel at ease knowing that when you purchase a new Ranger, for eligible customers, the most you will pay is \$299 for items listed in an A or B standard service for the first 4 years or up to 60,000km, whichever comes first.²

5 YEAR UNLIMITED KILOMETRE WARRANTY

As a Ford owner you will receive a Five Year / Unlimited Kilometre Ford Express New Vehicle Warranty with your purchase!¹ For details about this warranty please visit: www.ford.com.au/owners/warranties

Low Price Tyre Guarantee³

We'll match competitor's price on selected tyres we stock.



Service Loan Car³.



Brakes Price Promise³.



Service Calculator³.



Roadside Assistance Auto Club³.



Low Price Tyre Guarantee³.



Sat Nav Map Updates³.



Vehicle Health Report



Genuine Ford Parts



Peace of Mind Service Inspection



Online Service Bookings

Now that's what Service should be.

Contact us

If you have any questions or concerns, please contact our Customer Relationship Centre on 13 FORD (13 3673) or email foacust1@ford.com

Running a fleet?

Our Ford Fleet team is here to assist you in any way we can. Please call 1300 13 13 30 or email askfleet@ford.com

Ford For Good

From supporting national causes to community volunteering, we take our social responsibility seriously. Find out more at ford.com.au/about/community

1. Warranty conditions apply. 5 year/unlimited km Ford Express New Vehicles Warranty applies to new, demonstrator and service loaner vehicles delivered from 1 May 2018. Our goods come with consumer guarantees that cannot be excluded under the Australian Consumer Law. Our warranty does not limit and may not exceed your rights under those guarantees. 2. Available at participating Ford Dealers on 2019MY Endura onwards, 2019MY Focus onwards, 2019.75MY Ranger onwards, 2019.75MY Everest onwards, 2020MY Mustang onwards, 2020.25MY Fiesta ST onwards and 2020.25MY Focus ST onwards vehicles first purchased by a Private or Blue Fleet customer or as a dealer demonstrator/service loaner (CCLV) vehicle excluding vehicles purchased under Ford's Privilege Club or Ford's Dealership Employee Program. Offer valid for 4 years or 60,000km (whichever occurs first) commencing on the date of delivery to original owner except for demonstrator/service loaner (CCLV) vehicles, in which case it commences on the date it was first registered by a Ford Dealer. A or B Scheduled Service items (and Additional Scheduled Maintenance Items which are not included) are set out in the Customer Assistance and Warranty Guide with the vehicle. See www.ford.com.au/service/t-and-c for full terms. 3. Available at participating Dealers. See www.ford.com.au/owners/service/ for full terms and conditions. * Achieved when maintaining a steady speed of 7km/h. * Voice activated controls standard on XLT and Wildtrak. ** Standard on XLT and Wildtrak.

This brochure details specifications and features of the 2021.25MY Ranger onwards Range. Some driver assistance features and safety features described in this brochure are designed to function using sensors, whose performance may be affected under certain weather or environmental conditions. Not all features will be available on the entire 2021.25MY Ranger onwards Range. Please visit our website www.ford.com.au for more information.

This brochure is designed to provide you with a general introduction to the Ford Products (including available optional equipment) referred to, and should be read in conjunction with the latest specification sheet. Image and illustrations are for information purposes and are indicative only. Because of changes in conditions and circumstances Ford* reserves the right, subject to all applicable laws, at any time, at its discretion, and without notice, to discontinue or change the features, designs, materials, colours and other specifications and the prices of its products, and to either permanently or temporarily withdraw any such products from the market without incurring any liability to any prospective purchaser or purchasers. The latest specification sheet should be referred to for information on the availability, ordering and use of features and optional equipment. Always consult an authorised Ford Dealer for the latest information with respect to features, specifications, prices, optional equipment and availability before deciding to place an order.

*FORD MOTOR COMPANY OF AUSTRALIA LIMITED. (A.B.N. 30 004 116 223) Registered Office: Level 1, 600 Victoria St, Richmond, Victoria 3121, Australia. 2021.25MY Ranger Brochure. Printed November 2020. FMPMGTO286

Click to Request



Quote



Hot Deals



Test Drive

Discover more at ford.com.au



	4x2 XL Single Cab Chassis Low-Rider 2.2 Diesel	4x2 XL Single Cab Chassis Hi-Rider 2.2 Diesel	4x2 XL Super Cab Chassis Hi-Rider 2.2 Diesel	4x2 XL Double Cab Chassis Hi-Rider 2.2 Diesel	4x2 XL Double Cab Pick-up Hi-Rider 2.2 Diesel	4x2 XLT Double Cab Pick-up Hi-Rider 3.2 Diesel	4x2 XLT Double Cab Pick-up Hi-Rider 2.0 Diesel
Engine							
Engine Type	Inline 4 Cylinder	Inline 4 Cylinder	Inline 4 Cylinder	Inline 4 Cylinder	Inline 4 Cylinder	Inline 5 Cylinder	Inline 4 Cylinder
Engine Size (cm ³)	2198	2198	2198	2198	2198	3198	1996
Compression Ratio	15.7:1	15.7:1	15.7:1	15.7:1	15.7:1	15.7:1	16:1
Maximum Power	118kW @ 3200rpm	118kW @ 3200rpm	118kW @ 3200rpm	118kW @ 3200rpm	118kW @ 3200rpm	147kW @ 3000rpm	157kW @ 3750rpm
Maximum Torque	385Nm @ 1600-2500rpm	385Nm @ 1600-2500rpm	385Nm @ 1600-2500rpm	385Nm @ 1600-2500rpm	385Nm @ 1600-2500rpm	470Nm @ 1750-2500rpm	500Nm @ 1750-2000rpm
No. of Valves	16	16	16	16	16	20	16
Bore x Stroke (mm)	86 x 94.6	86 x 94.6	86 x 94.6	86 x 94.6	86 x 94.6	89.9 x 100.76	84 x 90
Fuel Management System	Turbocharged direct common rail injection	Turbocharged direct common rail injection	Turbocharged direct common rail injection	Turbocharged direct common rail injection	Turbocharged direct common rail injection	Turbocharged direct common rail injection	Turbocharged direct common rail injection
Transmissions/Ratios							
6-speed manual transmission	S						
6-speed automatic transmission		S	S	S	S	S	
10-speed automatic transmission							S
Fuel							
Combined Fuel Economy (L/100km)(Manual) ¹	6.5						
CO ₂ Emissions (g/km)(Manual) ¹	169						
Combined Fuel Economy (L/100km)(Auto) ¹		7.8	7.8	7.8	7.8	8.2	6.7
CO ₂ Emissions (g/km)(Auto) ¹		203	203	203	203	216	177
Fuel Tank Capacity (L)	80	80	80	80	80	80	80
Fuel Type	Diesel	Diesel	Diesel	Diesel	Diesel	Diesel	Diesel
Pick-up Box Dimensions (mm)							
Height - at centreline of axle					511	511	511
Height - floor height to ground					835	835	835
Length - at floor					1549	1549	1549
Length - top of box					1485	1485	1485
Width - between wheelhouses					1139	1139	1139
Width - pick-up box					1560	1560	1560
Width - rear opening					1330	1330	1330
Exterior Dimensions (mm)							
Length - with rear bumper (where fitted)	5133	5133	5133	5133	5382	5446	5446
Width - exterior mirrors extended	2163	2163	2163	2163	2163	2163	2163
Width - exterior mirrors folded	1977	1977	1977	1977	1977	1977	1977
Width - excluding mirrors	1867	1867	1867	1867	1867	1867	1867
Height	1703	1800	1804	1815	1815	1821	1821
Overhang - Front	928	928	928	928	928	928	928
Overhang - Rear	985	985	985	985	1234	1226	1226
Track - Front and Rear	1590	1560	1560	1560	1560	1560	1560
Wheelbase	3220	3220	3220	3220	3220	3220	3220
Ground Clearance (unladen, mm)	201	232	232	232	232	237	237
Wading Depth (mm)	600	800	800	800	800	800	800
Approach Angle (unladen, degrees)	22	28	28	28	28	29	29
Departure Angle (unladen, degrees)	24	28	24	28	27	21	21
Ramp Breakover Angle (degrees)	17	24	24	24	24	25	25
Turning Circle - Kerb to Kerb (m)	11.9	12.7	12.7	12.7	12.7	12.7	12.7
Interior Dimensions (mm)							
2nd Row Headroom			938	986	986	986	986
2nd Row Legroom			796	902	902	902	902
2nd Row Shoulder Room			1400	1430	1430	1430	1430
Front Headroom	1024	1024	1024	1022	1022	1022	1022
Front Legroom	1058	1058	1058	1058	1058	1058	1058
Front Shoulder Room	1440	1440	1440	1440	1440	1440	1440
Vehicle Masses (kg)							
Kerb Weight - Total ²	1666	1724	1783	1845	1970	2131	2099
Kerb Weight - Front Axle ²	1046	1084	1108	1119	1158	1164	1137
Kerb Weight - Rear Axle ²	620	640	675	726	812	967	962
Payload ³	1259	1476	1417	1355	1230	1069	1101
Gross Vehicle Mass	2925	3200	3200	3200	3200	3200	3200
Gross Combined Mass	5425	6000	6000	6000	6000	6000	6000
Maximum Braked Towing Capacity ⁴	2500	3500	3500	3500	3500	3500	3500
Maximum Axle Load - Front	1325	1480	1480	1480	1480	1480	1480
Maximum Axle Load - Rear	1755	1850	1850	1850	1850	1850	1850

S = Standard O = Factory Option that can be ordered before a vehicle is manufactured P = Part of a Pack A = Accessory fitted at Ford Dealer

1. Fuel consumption and emissions as per ADR 81/02 (combined cycle) and to be used for vehicle comparison purposes only. It is unlikely that these fuel consumption and emissions figures will be achieved in real world driving conditions. Actual fuel consumption and emissions will depend on many factors including the driver's habits, prevailing conditions and the vehicle's equipment, condition and use. 2. Kerb Weight includes the vehicle with a full tank of fuel, without occupants, luggage or cargo and with all standard equipment. Additional weight of optional features must be taken into account when calculating kerb weight. Vehicle dimensions/weights are approximate and subject to individual variances. Vehicles should be weighed before adding additional load, accessories or towing a trailer to ensure the maximum Gross Vehicle Mass (GVM) and Gross Combined Mass (GCM) are not exceeded. On variants where both a 6-speed manual and 6-speed auto are available, the 6-speed auto typically is 17-18kg heavier than manual, which then reduces the payload by 17-18kg. 3. Subject to State and Territory regulations. Payload is defined as the Gross Vehicle Mass minus the kerb mass. Payload is the maximum combined value of occupants, cargo, added options, added structures and tow ball download (when towing). GVM must not be exceeded. 4. Maximum braked towing capacity when fitted with a genuine Ford Tow Pack. Subject to State and Territory regulations. Further weight restrictions apply, please consult your authorised Ford Dealer and/or refer to the Owner's Manual for guidance.

	4x2 XL Single Cab Chassis Low-Rider 2.2 Diesel	4x2 XL Single Cab Chassis Hi-Rider 2.2 Diesel	4x2 XL Super Cab Chassis Hi-Rider 2.2 Diesel	4x2 XL Double Cab Chassis Hi-Rider 2.2 Diesel	4x2 XL Double Cab Pick-up Hi-Rider 2.2 Diesel	4x2 XLT Double Cab Pick-up Hi-Rider 3.2 Diesel	4x2 XLT Double Cab Pick-up Hi-Rider 2.0 Diesel
Exterior							
Centre High Mounted Stop Light					S	S	S
Exterior Lighting - LED Daytime Running Lamps						S	S
Exterior Door / Tailgate Handles - Black	S	S	S	S	S		
Exterior Door / Tailgate Handles - Chrome						S	S
Exterior Lighting - Front Fog Lamps (Halogen)						S	S
Exterior Lighting - High Performance Bi-LED Headlamps						S	S
Exterior Mirrors - Black	S	S	S	S	S		
Exterior Mirrors - Chrome						S	S
Exterior Mirrors - Power Adjustable	S	S	S	S	S	S	S
Exterior Mirrors - Power Folding & Heated with Turn Indicator						S	S
Front Bumper - Body Colour	S	S	S	S	S	S	S
Grille - Black	S	S	S	S	S		
Grille - Chrome						S	S
Mud Flaps - Front and Rear ⁵	S	S	S	S	S	S	S
Privacy Glass						S	S
Rear Bumper - Body Colour					S		
Rear Bumper - Chrome Steel						S	S
Rear Sports Bar - Chrome Tubular						S	S
Tow Bar						S	S
Wheels - 16" Steel	S	S	S	S	S		
Wheels - 17" Alloy						S	S
Wheels - 18" Alloy						O	O
Load Box Elements							
Bedliner with 12V Socket						S	S
Tough Bed Spray-In Bedliner					O	O	O
Inner Tie Downs					S	S	S
Load Box Illumination					S	S	S
Load Rest					S		
Tailgate Lock - Manual					S	S	S
Tailgate with Lift Assistance					S	S	S
Comfort and Convenience							
230V Inverter - Rear of Centre Console						S	S
Acoustic Windshield						S	S
Auxillary 12V Power Outlet - Lower Dashboard	S	S	S	S	S	S	S
Auxillary 12V Power Outlet - Rear of Centre Console			S	S	S	S	S
Centre Console - Single Lid with 2 Cup Holders	S	S	S	S	S	S	S
Child Seat Upper Anchorage Points (x 2)			S	S	S	S	S
Child Seat ISOFIX Anchorage Points (x 2)				S	S	S	S
Climate Control - Single Zone Manual	S	S	S	S	S		
Climate Control - Dual Zone Automatic						S	S
Floor Coverings - Vinyl	S	S	S	S	S		
Floor Coverings - Carpet						S	S
Floor Mats - Driver Only						S	S
Floor Mats - Driver & Front Passenger							
Headlamps - Auto On/Off Function	S	S	S	S	S	S	S
Leather Wrapped Steering Wheel & Gear Knob						S	S
Power Front Windows (Auto Driver)	S	S	S	S	S	S	S
Power Rear Windows				S	S	S	S
Rain Sensing Windscreen Wipers						S	S
Rear Window Defrost	S	S	S	S	S	S	S
Rear View Mirror - Manual Day/Night Inside	S	S	S	S	S		
Rear View Mirror - Electrochromatic						S	S
Windscreen Mounted USB Port	S	S	S	S	S	S	S
Audio And Communication							
FordPass Connect - Embedded Modem ⁶	S	S	S	S	S	S	S
4.2" Colour Multi-Function Display	S	S	S	S	S	S	S
8" Colour Touch Screen	S	S	S	S	S	S	S
4 Speakers (2 Tweeters, 2 Woofers)	S	S					
6 Speakers (2 Tweeters, 4 Woofers)			S	S	S	S	S
AM/FM Stereo Radio	S	S	S	S	S	S	S
Apple CarPlay & Android Auto ⁷	S	S	S	S	S	S	S
Bluetooth ⁸ with Phone/Audio Streaming ⁹	S	S	S	S	S	S	S
CD Player (MP3 compatible)						S	S
DAB+ Digital Radio						S	S
Satellite Navigation with Traffic Message Channel ⁹						S	S

S = Standard O = Factory Option that can be ordered before a vehicle is manufactured P = Part of a Pack A = Accessory fitted at Ford Dealer

5. Rear mud flaps on pick-up models only. 6. Use of FordPass is subject to the FordPass Terms and Privacy Policy and the Connected Vehicle Terms and Privacy Policy available on ford.com.au/fordpass and requires a compatible mobile device, internet access and software (including software updates from time to time). You are responsible for internet access, mobile network data and voice call services required for your use of the FordPass App on your mobile device, including associated fees. The FordPass Connect Modem and FordPass App can only work when connected to the telecommunications network. Ford cannot guarantee that FordPass will be in fully operating condition at all times and the FordPass App may be unavailable or particular FordPass services interrupted. Ford is not responsible for any limitations or restrictions of the telecommunications network or of your mobile device. 7. Apple CarPlay / Android Auto requires phone with compatible version of Apple iOS / Android™ (as applicable), active data service, and connection cable (sold separately). SYNC® does not control Apple CarPlay / Android Auto while in use. Apple / Google and other third parties are responsible for their respective functionality. Message and data rates may apply. Apple CarPlay, Siri Eyes Free, iPod and iPhone are trademarks of Apple Inc. registered in the US and other countries. Android Auto and Google Maps are trademarks of Google Inc. Ford Applink® is available on selected SYNC® models and is compatible with select smartphone platforms. Warning: Local laws prohibit some phone functions while driving. Check your local road rules before using these functions. 8. Bluetooth® is a registered trademark of Bluetooth SIG, Inc. and is under license. Some phones not compatible. 9. Traffic Message Channel is currently provided through an arrangement with Intellematics Australia Pty Ltd (Intellematics). The ongoing provision of this feature cannot be guaranteed if Ford's arrangements with Intellematics cease for any reason.

	4x2 XL Single Cab Chassis Low-Rider 2.2 Diesel	4x2 XL Single Cab Chassis Hi-Rider 2.2 Diesel	4x2 XL Super Cab Chassis Hi-Rider 2.2 Diesel	4x2 XL Double Cab Chassis Hi-Rider 2.2 Diesel	4x2 XL Double Cab Pick-up Hi-Rider 2.2 Diesel	4x2 XLT Double Cab Pick-up Hi-Rider 3.2 Diesel	4x2 XLT Double Cab Pick-up Hi-Rider 2.0 Diesel
Audio And Communication continued.							
SYNC®3 ¹⁰	S	S	S	S	S		
SYNC®3 with Voice-Activated Controls ¹¹						S	S
USB Ports	2	2	2	2	2	2	2
Seating							
6-way Manual Driver Seat Adjustment	S	S	S	S	S	S	S
XLT Leather Accented Seats (Black)						O	O
Safety, Security and Driver Assistance							
3 Point Lap Sash Seat Belt - All Positions	S	S	S	S	S	S	S
Adaptive Cruise Control ¹²						P	P
Adjustable Speed Limiter	S	S	S	S	S	S	S
Airbags - Driver and Front Passenger	S	S	S	S	S	S	S
Airbags - Front Seat Side	S	S	S	S	S	S	S
Airbags - Side Curtain (Full Length)	S	S	S	S	S	S	S
Alarm with Perimeter, Interior Motion and Vehicle Inclination Sensors						S	S
Anti-Lock Braking System (ABS) ¹²	S	S	S	S	S	S	S
Auto High Beam ¹²	S	S	S	S	S	S	S
Beltminder™ - All Positions	S	S	S	S	S	S	S
Cruise Control	S	S	S	S	S	S	S
Driver Impairment Monitor ¹²	S	S	S	S	S	S	S
Dynamic Stability Control (DSC) ¹²	S	S	S	S	S	S	S
Emergency Assistance ¹³	S	S	S	S	S	S	S
Emergency Brake Assist	S	S	S	S	S	S	S
Emergency Brake Light	S	S	S	S	S	S	S
Hill Launch Assist ¹²	S	S	S	S	S	S	S
Lane Keeping Aid ¹²	S	S	S	S	S	S	S
Load Adaptive Control ¹²	S	S	S	S	S	S	S
MyKey®						S	S
Parking Sensors - Front						S	S
Parking Sensors - Rear					S	S	S
Autonomous Emergency Braking (AEB) with Pedestrian Detection	S	S	S	S	S	S	S
Rear Differential - eLocking		O	O	O	O	S	S
Rear View Camera	A	A	A	A	S	S	S
Remote Keyless Entry - 1 Fob Provided ¹⁴	S	S	S	S	S		
Roll Over Mitigation	S	S	S	S	S	S	S
Active Park Assist						P	P
Smart Keyless Entry with Push Button Start - 2 Fobs Provided ¹⁴						S	S
Traction Control System ¹²	S	S	S	S	S	S	S
Traffic Sign Recognition ¹²	S	S	S	S	S	S	S
Trailer Sway Control ¹²	S	S	S	S	S	S	S
Tyre Pressure Monitoring System						S	S
Regular Production Options							
Automatic Transmission		S	S	S	S	S	S
Black 18" Alloy Wheels						O	O
XL Heavy Duty Suspension		O	O	O	O		
XL 4x2 Electronic Locking Rear Diff		O	O	O	O		
XLT Leather Accented Seats						O	O
XLT Tech Pack (Pick-Up Models Only), including: Adaptive Cruise Control with Forward Collision Alert, Active Park Assist						O	O
XLT Chrome Sports Bar Delete						O	O
Tough Bed Spray-In Bedliner					O	O	O
Prestige Paint	O	O	O	O	O	O	O

S = Standard O = Factory Option that can be ordered before a vehicle is manufactured P = Part of a Pack A = Accessory fitted at Ford Dealer

10. SYNC®3 features may not be compatible with all phones. For compatibility, see ford.com.au/sync. Sync®3 System on XL & XLS models do not have embedded voice control, satellite navigation or CD Player. 11. SYNC®3 features may not be compatible with all phones. For compatibility, see ford.com.au/sync. 12. Driver-assist features are supplemental and do not replace the driver's attention, judgment and need to control the vehicle. May not operate in some driving and road conditions (including at certain speeds) or adverse weather. 13. Emergency Assistance feature needs a paired and in range mobile phone. Can activate in the event of a crash which deploys an airbag or activates the fuel pump shut off. 14. Remote Vehicle Start and Stop on Automatic variants only. Use responsibly and only in well ventilated areas where you are aware of your vehicle's surroundings. Vehicle Locator only available when Vehicle Location setting is on.

	4x4 XL Single Cab Chassis 3.2 Diesel	4x4 XL Super Cab Chassis 3.2 Diesel	4x4 XL Super Cab Pick-up 3.2 Diesel	4x4 XL Double Cab Chassis 2.2 Diesel	4x4 XL Double Cab Chassis 3.2 Diesel	4x4 XL Double Cab Pick-up 2.2 Diesel	4x4 XL Double Cab Pick-up 3.2 Diesel
Engine							
Engine Type	Inline 5 Cylinder	Inline 5 Cylinder	Inline 5 Cylinder	Inline 4 Cylinder	Inline 5 Cylinder	Inline 4 Cylinder	Inline 5 Cylinder
Engine Size (cm ³)	3198	3198	3198	2198	3198	2198	3198
Compression Ratio	15.7:1	15.7:1	15.7:1	15.7:1	15.7:1	15.7:1	15.7:1
Maximum Power	147kW @ 3000rpm	147kW @ 3000rpm	147kW @ 3000rpm	118kW @ 3200rpm	147kW @ 3000rpm	118kW @ 3200rpm	147kW @ 3000rpm
Maximum Torque	470Nm @ 1750-2500rpm	470Nm @ 1750-2500rpm	470Nm @ 1750-2500rpm	385Nm @ 1600-2500rpm	470Nm @ 1750-2500rpm	385Nm @ 1600-2500rpm	470Nm @ 1750-2500rpm
No. of Valves	20	20	20	16	20	16	20
Bore x Stroke (mm)	89.9 x 100.76	89.9 x 100.76	89.9 x 100.76	86 x 94.6	89.9 x 100.76	86 x 94.6	89.9 x 100.76
Fuel Management System	Turbocharged direct common rail injection	Turbocharged direct common rail injection	Turbocharged direct common rail injection	Turbocharged direct common rail injection	Turbocharged direct common rail injection	Turbocharged direct common rail injection	Turbocharged direct common rail injection
Transmissions/Ratios							
6-speed manual transmission	S	S			S		S
6-speed automatic transmission	O	O	S	S	O	S	O
Fuel							
Combined Fuel Economy (L/100km)(Manual) ¹	8.3	8.3			8.3		8.3
CO ₂ Emissions (g/km)(Manual) ¹	218	218			218		218
Combined Fuel Economy (L/100km)(Auto) ¹	8.7	8.7	8.7	8.0	8.7	8.0	8.7
CO ₂ Emissions (g/km)(Auto) ¹	229	229	229	209	229	209	229
Fuel Tank Capacity (L)	80	80	80	80	80	80	80
Fuel Type	Diesel	Diesel	Diesel	Diesel	Diesel	Diesel	Diesel
Pick-up Box Dimensions (mm)							
Height - at centreline of axle			511			511	511
Height - floor height to ground			835			835	835
Length - at floor			1847			1549	1549
Length - top of box			1783			1485	1485
Width - between wheelhouses			1139			1139	1139
Width - pick-up box			1560			1560	1560
Width - rear opening			1330			1330	1330
Exterior Dimensions (mm)							
Length - with rear bumper (where fitted)	5133	5133	5382	5133	5133	5382	5382
Width - exterior mirrors extended	2163	2163	2163	2163	2163	2163	2163
Width - exterior mirrors folded	1977	1977	1977	1977	1977	1977	1977
Width - excluding mirrors	1867	1867	1867	1867	1867	1867	1867
Height	1800	1804	1804	1815	1815	1815	1815
Overhang - Front	928	928	928	928	928	928	928
Overhang - Rear	985	985	1234	985	985	1234	1234
Track - Front and Rear	1560	1560	1560	1560	1560	1560	1560
Wheelbase	3220	3220	3220	3220	3220	3220	3220
Ground Clearance (unladen, mm)	232	232	232	232	232	232	232
Wading Depth (mm)	800	800	800	800	800	800	800
Approach Angle (unladen, degrees)	28	28	28	28	28	28	28
Departure Angle (unladen, degrees)	28	28	27	28	28	27	27
Ramp Breakover Angle (degrees)	24	24	24	24	24	24	24
Turning Circle - Kerb to Kerb (m)	12.7	12.7	12.7	12.7	12.7	12.7	12.7
Interior Dimensions (mm)							
2nd Row Headroom		938	938	986	986	986	986
2nd Row Legroom		796	796	902	902	902	902
2nd Row Shoulder Room		1400	1400	1430	1430	1430	1430
Front Headroom	1024	1024	1024	1022	1022	1022	1022
Front Legroom	1058	1058	1058	1058	1058	1058	1058
Front Shoulder Room	1440	1440	1440	1440	1440	1440	1440
Vehicle Masses (kg)							
Kerb Weight - Total ²	1869(M) / 1887(A)	1933(M) / 1951(A)	2085	1938	1995(M) / 2012(A)	2064	2118(M) / 2135(A)
Kerb Weight - Front Axle ²	1199(M) / 1217(A)	1223(M) / 1241(A)	1230	1195	1235(M) / 1253(A)	1235	1225(M) / 1243(A)
Kerb Weight - Rear Axle ²	670	710	855	743	760	829	893
Payload ³	1331(M) / 1313(A)	1267 (M) / 1249 (A)	1115	1262	1205(M) / 1188(A)	1136	1082(M) / 1065(A)
Gross Vehicle Mass	3200	3200	3200	3200	3200	3200	3200
Gross Combined Mass	6000	6000	6000	6000	6000	6000	6000
Maximum Braked Towing Capacity ⁴	3500	3500	3500	3500	3500	3500	3500
Maximum Axle Load - Front	1480	1480	1480	1480	1480	1480	1480
Maximum Axle Load - Rear	1850	1850	1850	1850	1850	1850	1850

S = Standard O = Factory Option that can be ordered before a vehicle is manufactured P = Part of a Pack A = Accessory fitted at Ford Dealer

1. Fuel consumption and emissions as per ADR 81/02 (combined cycle) and to be used for vehicle comparison purposes only. It is unlikely that these fuel consumption and emissions figures will be achieved in real world driving conditions. Actual fuel consumption and emissions will depend on many factors including the driver's habits, prevailing conditions and the vehicle's equipment, condition and use. 2. Kerb Weight includes the vehicle with a full tank of fuel, without occupants, luggage or cargo and with all standard equipment. Additional weight of optional features must be taken into account when calculating kerb weight. Vehicle dimensions/weights are approximate and subject to individual variances. Vehicles should be weighed before adding additional load, accessories or towing a trailer to ensure the maximum Gross Vehicle Mass (GVM) and Gross Combined Mass (GCM) are not exceeded. On variants where both a 6-speed manual and 6-speed auto are available, the 6-speed auto typically is 17-18kg heavier than manual, which then reduces the payload by 17-18kg. 3. Subject to State and Territory regulations. Payload is defined as the Gross Vehicle Mass minus the kerb mass. Payload is the maximum combined value of occupants, cargo, added options, added structures and tow ball download (when towing). GVM must not be exceeded. 4. Maximum braked towing capacity when fitted with a genuine Ford Tow Pack. Subject to State and Territory regulations. Further weight restrictions apply, please consult your authorised Ford Dealer and/or refer to the Owner's Manual for guidance.

	4x4 XL Single Cab Chassis 3.2 Diesel	4x4 XL Super Cab Chassis 3.2 Diesel	4x4 XL Super Cab Pick-up 3.2 Diesel	4x4 XL Double Cab Chassis 2.2 Diesel	4x4 XL Double Cab Chassis 3.2 Diesel	4x4 XL Double Cab Pick-up 2.2 Diesel	4x4 XL Double Cab Pick-up 3.2 Diesel
Exterior							
Centre High Mounted Stop Light			S			S	S
Exterior Door / Tailgate Handles - Black	S	S	S	S	S	S	S
Exterior Mirrors - Black	S	S	S	S	S	S	S
Exterior Mirrors - Power Adjustable	S	S	S	S	S	S	S
Front Bumper - Body Colour	S	S	S	S	S	S	S
Grille - Black	S	S	S	S	S	S	S
Mud Flaps - Front and Rear ⁵	S	S	S	S	S	S	S
Rear Bumper - Body Colour			S			S	S
Wheels - 16" Steel	S	S	S	S	S	S	S
Load Box Elements							
Tough Bed Spray-In Bedliner						O	O
Inner Tie Downs			S			S	S
Load Box Illumination			S			S	S
Load Rest			S			S	S
Tailgate Lock - Manual			S			S	S
Tailgate with Lift Assistance			S			S	S
Comfort and Convenience							
Auxiliary 12V Power Outlet - Lower Dashboard	S	S	S	S	S	S	S
Auxiliary 12V Power Outlet - Rear of Centre Console		S	S	S	S	S	S
Centre Console - Single Lid with 2 Cup Holders	S	S	S	S	S	S	S
Child Seat Upper Anchorage Points (x 2)		S	S	S	S	S	S
Child Seat ISOFIX Anchorage Points (x 2)				S	S	S	S
Climate Control - Single Zone Manual	S	S	S	S	S	S	S
Floor Coverings - Vinyl	S	S	S	S	S	S	S
Headlamps - Auto On/Off Function	S	S	S	S	S	S	S
Power Front Windows (Auto Driver)	S	S	S	S	S	S	S
Power Rear Windows				S	S	S	S
Rear Window Defrost	S	S	S	S	S	S	S
Rear View Mirror - Manual Day/Night Inside	S	S	S	S	S	S	S
Windscreen Mounted USB Port	S	S	S	S	S	S	S
Audio And Communication							
FordPass Connect - Embedded Modem ⁶	S	S	S	S	S	S	S
8" Colour Touch Screen	S	S	S	S	S	S	S
4 Speakers (2 Tweeters, 2 Woofers)	S						
6 Speakers (2 Tweeters, 4 Woofers)		S	S	S	S	S	S
AM/FM Stereo Radio	S	S	S	S	S	S	S
Apple CarPlay & Android Auto ⁷	S	S	S	S	S	S	S
Bluetooth® with Phone/Audio Streaming ⁸	S	S	S	S	S	S	S
SYNC® ⁹	S	S	S	S	S	S	S
USB Ports	2	2	2	2	2	2	2
Seating							
6-way Manual Driver Seat Adjustment	S	S	S	S	S	S	S
Safety, Security and Driver Assistance							
3 Point Lap Sash Seat Belt - All Positions	S	S	S	S	S	S	S
Adjustable Speed Limiter	S	S	S	S	S	S	S
Airbags - Driver and Front Passenger	S	S	S	S	S	S	S
Airbags - Front Seat Side	S	S	S	S	S	S	S
Airbags - Side Curtain (Full Length)	S	S	S	S	S	S	S
Anti-Lock Braking System (ABS) ¹⁰	S	S	S	S	S	S	S
Auto High Beam ¹⁰	S	S	S	S	S	S	S
Beltminder™ - All Positions	S	S	S	S	S	S	S
Cruise Control	S	S	S	S	S	S	S
Driver Impairment Monitor ¹⁰	S	S	S	S	S	S	S
Dynamic Stability Control (DSC) ¹⁰	S	S	S	S	S	S	S
Emergency Assistance ¹¹	S	S	S	S	S	S	S
Emergency Brake Assist	S	S	S	S	S	S	S
Emergency Brake Light	S	S	S	S	S	S	S
Hill Descent Control ¹⁰	S	S	S	S	S	S	S
Hill Launch Assist ¹⁰	S	S	S	S	S	S	S
Lane Keeping Aid ¹⁰	S	S	S	S	S	S	S
Load Adaptive Control ¹⁰	S	S	S	S	S	S	S

S = Standard O = Factory Option that can be ordered before a vehicle is manufactured P = Part of a Pack A = Accessory fitted at Ford Dealer

5. Rear mud flaps on pick-up models only. 6. Use of FordPass is subject to the FordPass Terms and Privacy Policy and the Connected Vehicle Terms and Privacy Policy available on ford.com.au/fordpass and requires a compatible mobile device, internet access and software (including software updates from time to time). You are responsible for internet access, mobile network data and voice call services required for your use of the FordPass App on your mobile device, including associated fees. The FordPass Connect Modem and FordPass App can only work when connected to the telecommunications network. Ford cannot guarantee that FordPass will be in fully operating condition at all times and the FordPass App may be unavailable or particular FordPass services interrupted. Ford is not responsible for any limitations or restrictions of the telecommunications network or of your mobile device. 7. Apple CarPlay / Android Auto requires phone with compatible version of Apple iOS / Android™ (as applicable), active data service, and connection cable (sold separately). SYNC® does not control Apple CarPlay / Android Auto while in use. Apple / Google and other third parties are responsible for their respective functionality. Message and data rates may apply. Apple CarPlay, Siri Eyes Free, iPod and iPhone are trademarks of Apple Inc. registered in the US and other countries. Android Auto and Google Maps are trademarks of Google Inc. Ford Applink® is available on selected SYNC® models and is compatible with select smartphone platforms. Warning: Local laws prohibit some phone functions while driving. Check your local road rules before using these functions. 8. Bluetooth® is a registered trademark of Bluetooth SIG, Inc. and is under license. Some phones not compatible. 9. SYNC® features may not be compatible with all phones. For compatibility, see ford.com.au/sync. Sync® 3 System on XL & XLS models do not have embedded voice control, satellite navigation or CD Player. 10. Driver-assist features are supplemental and do not replace the driver's attention, judgment and need to control the vehicle. May not operate in some driving and road conditions (including at certain speeds) or adverse weather.

Safety, Security and Driver Assistance continued.							
Parking Sensors - Rear			S			S	S
Autonomous Emergency Braking (AEB) with Pedestrian Detection	S	S	S	S	S	S	S
Rear Differential - eLocking	S	S	S	S	S	S	S
Rear View Camera	A	A	S	A	A	S	S
Remote Keyless Entry - 1 Fob Provided ¹¹	S	S	S	S	S	S	S
Roll Over Mitigation	S	S	S	S	S	S	S
Traction Control System ¹²	S	S	S	S	S	S	S
Traffic Sign Recognition ¹²	S	S	S	S	S	S	S
Trailer Sway Control ¹²	S	S	S	S	S	S	S
Regular Production Options							
Automatic Transmission	O	O	S	S	O	S	O
17" Continental All Terrain Tyres	O	O	O	O	O	O	O
XL Heavy Duty Suspension	O	O	O	O	O	O	O
XL 4x4 Heavy Duty Pack, including: Heavy Duty Suspension, 17" Black Steel Wheels, 17" Continental A/T Tyres, Solid Wheel Nuts, Side Steps (on Super/Double Cab Chassis and Double Cab Pick Up), Rear Camera Accessory (on Single/Super/Double Cab Chassis)	O	O			O		O
Tough Bed Spray-In Bedliner						O	O
Prestige Paint	O	O	O	O	O	O	O

S = Standard O = Factory Option that can be ordered before a vehicle is manufactured P = Part of a Pack A = Accessory fitted at Ford Dealer

¹¹. Remote Vehicle Start and Stop on Automatic variants only. Use responsibly and only in well ventilated areas where you are aware of your vehicle's surroundings. Vehicle Locator only available when Vehicle Location setting is on. ¹². Emergency Assistance feature needs a paired and in range mobile phone. Can activate in the event of a crash which deploys an airbag or activates the fuel pump shut off.

	4x4 XLS Double Cab Pick-up 3.2 Diesel	4x4 XLT Super Cab Pick-up 2.0 Diesel	4x4 XLT Super Cab Pick-up 3.2 Diesel	4x4 XLT Double Cab Cab-Chassis 3.2 Diesel	4x4 XLT Double Cab Cab-Chassis 2.0 Diesel	4x4 XLT Double Cab Pick-up 2.0 Diesel	4x4 XLT Double Cab Pick-up 3.2 Diesel	4x4 Wildtrak Double Cab Pick-up 2.0 Diesel	4x4 Wildtrak Double Cab Pick-up 3.2 Diesel	4x4 Raptor Double Cab Pick-Up 2.0L Diesel
Engine										
Engine Type	Inline 5 Cylinder	Inline 4 Cylinder	Inline 5 Cylinder	Inline 5 Cylinder	Inline 4 Cylinder	Inline 4 Cylinder	Inline 5 Cylinder	Inline 4 Cylinder	Inline 5 Cylinder	Inline 4 Cylinder
Engine Size (cm ³)	3198	1996	3198	3198	1996	1996	3198	1996	3198	1996
Compression Ratio	15.7:1	16:1	15.7:1	15.7:1	16:1	16:1	15.7:1	16:1	15.7:1	16:1
Maximum Power	147kW @ 3000rpm	157kW @ 3750rpm	147kW @ 3000rpm	147kW @ 3000rpm	157kW @ 3750rpm	157kW @ 3750rpm	147kW @ 3000rpm	157kW @ 3750rpm	147kW @ 3000rpm	157kW @ 3750rpm
Maximum Torque	470Nm @ 1750-2500rpm	500Nm @ 1750-2000rpm	470Nm @ 1750-2500rpm	470Nm @ 1750-2500rpm	500Nm @ 1750-2000rpm	500Nm @ 1750-2000rpm	470Nm @ 1750-2500rpm	500Nm @ 1750-2000rpm	470Nm @ 1750-2500rpm	500Nm @ 1750-2000rpm
No. of Valves	20	16	20	20	16	16	20	16	20	16
Bore x Stroke (mm)	89.9 x 100.76	84 x 90	89.9 x 100.76	89.9 x 100.76	84 x 90	84 x 90	89.9 x 100.76	84 x 90	89.9 x 100.76	84x90
Fuel Management System	Turbocharged direct common rail injection	Turbocharged direct common rail injection	Turbocharged direct common rail injection	Turbocharged direct common rail injection	Turbocharged direct common rail injection	Turbocharged direct common rail injection	Turbocharged direct common rail injection	Turbocharged direct common rail injection	Turbocharged direct common rail injection	Turbocharged direct common rail injection
Transmissions/Ratios										
6-speed manual transmission	S						S		S	
6-speed automatic transmission	O		S	S			O		O	
10-speed automatic transmission		S			S	S		S		S
Fuel										
Combined Fuel Economy (L/100km)(Manual) ¹	8.3						8.4		8.4	
CO ₂ Emissions (g/km)(Manual) ¹	218						221		221	
Combined Fuel Economy (L/100km)(Auto) ¹	8.9	7.4	8.7	8.9	7.4	7.4	8.9	7.4	8.9	8.2
CO ₂ Emissions (g/km)(Auto) ¹	234	195	229	234	195	195	234	195	234	212
Fuel Tank Capacity (L)	80	80	80	80	80	80	80	80	80	80
Fuel Type	Diesel	Diesel	Diesel	Diesel	Diesel	Diesel	Diesel	Diesel	Diesel	Diesel
Pick-Up Box Dimension (mm)										
Height - at centreline of axle	511	511	511			511	511	511	511	561
Height - floor height to ground	835	840	840			840	840	840	840	964
Length - at floor	1549	1847	1847			1549	1549	1549	1549	1549
Length - top of box	1485	1783	1783			1485	1485	1485	1485	1485
Width - between wheelhouses	1139	1139	1139			1139	1139	1139	1139	1139
Width - pick-up box	1560	1560	1560			1560	1560	1560	1560	1560
Width - rear opening	1330	1330	1330			1330	1330	1330	1330	1330
Exterior Dimensions (mm)										
Length - with rear bumper (where fitted)	5382	5446	5446	5446	5446	5446	5446	5446	5446	5398
Width - exterior mirrors extended	2163	2163	2163	2163	2163	2163	2163	2163	2163	2180
Width - exterior mirrors folded	1977	1977	1977	1977	1977	1977	1977	1977	1977	2028
Width - excluding mirrors	1867	1867	1867	1867	1867	1867	1867	1867	1867	2028
Height	1815	1810	1810	1821	1821	1821	1821	1848	1848	1873
Overhang - Front	928	928	928	928	928	928	928	928	928	908
Overhang - Rear	1234	1226	1226	1226	1226	1226	1226	1226	1226	1270
Track - Front and Rear	1560	1560	1560	1560	1560	1560	1560	1560	1560	1710
Wheelbase	3220	3220	3220	3220	3220	3220	3220	3220	3220	3220
Ground Clearance (unladen, mm)	232	237	237	237	237	237	237	237	237	283
Wading Depth (mm)	800	800	800	800	800	800	800	800	800	850
Approach Angle (unladen, degrees)	28	29	29	29	29	29	29	29	29	32.5
Departure Angle (unladen, degrees)	27	21	21	21	21	21	21	21	21	24
Ramp Breakover Angle (degrees)	24	25	25	25	25	25	25	25	25	24
Turning Circle - Kerb to Kerb (m)	12.7	12.7	12.7	12.7	12.7	12.7	12.7	12.7	12.7	12.9
Interior Dimensions (mm)										
2nd Row Headroom	986	938	938	986	986	986	986	986	986	986
2nd Row Legroom	902	796	796	902	902	902	902	902	902	902
2nd Row Shoulder Room	1430	1400	1400	1430	1430	1430	1430	1430	1430	1432
Front Headroom	1022	1024	1024	1022	1022	1022	1022	1022	1022	1022
Front Legroom	1058	1058	1058	1058	1058	1058	1058	1058	1058	1116
Front Shoulder Room	1440	1440	1440	1440	1440	1440	1440	1440	1440	1355
Vehicle Masses (kg)										
Kerb Weight - Total ²	2191(M) / 2209(A)	2146	2178	2094	2083	2197	2212(M) / 2230(A)	2246	2260(M) / 2278(A)	2342
Kerb Weight - Front Axle ²	1226(M) / 1244(A)	1212	1238	1217	1203	1218	1232(M) / 1250(A)	1226	1241(M) / 1259(A)	1283
Kerb Weight - Rear Axle ²	965	934	940	877	880	979	980	1020	1019	1059
Payload ³	1009(M) / 991(A)	1054	1022	1106	1117	1003	988(M) / 970(A)	954	940(M) / 922(A)	748
Gross Vehicle Mass	3200	3200	3200	3200	3200	3200	3200	3200	3200	3090
Gross Combined Mass	6000	6000	6000	6000	6000	6000	6000	6000	6000	5350
Maximum Braked Towing Capacity ⁴	3500	3500	3500	3500	3500	3500	3500	3500	3500	2500
Maximum Axle Load - Front	1480	1480	1480	1480	1480	1480	1480	1480	1480	1550
Maximum Axle Load - Rear	1850	1850	1850	1850	1850	1850	1850	1850	1850	1540

S = Standard O = Factory Option that can be ordered before a vehicle is manufactured P = Part of a Pack A = Accessory fitted at Ford Dealer

1. Fuel consumption and emissions as per ADR 81/02 (combined cycle) and to be used for vehicle comparison purposes only. It is unlikely that these fuel consumption and emissions figures will be achieved in real world driving conditions. Actual fuel consumption and emissions will depend on many factors including the driver's habits, prevailing conditions and the vehicle's equipment, condition and use. 2. Kerb Weight includes the vehicle with a full tank of fuel, without occupants, luggage or cargo and with all standard equipment. Additional weight of optional features must be taken into account when calculating kerb weight. Vehicle dimensions/weights are approximate and subject to individual variances. Vehicles should be weighed before adding additional load, accessories or towing a trailer to ensure the maximum Gross Vehicle Mass (GVM) and Gross Combined Mass (GCM) are not exceeded. On variants where both a 6-speed manual and 6-speed auto are available, the 6-speed auto typically is 17-18kg heavier than manual, which then reduces the payload by 17-18kg. 3. Subject to State and Territory regulations. Payload is defined as the Gross Vehicle Mass minus the kerb mass. Payload is the maximum combined value of occupants, cargo, added options, added structures and tow ball download (when towing). GVM must not be exceeded. 4. Maximum braked towing capacity when fitted with a genuine Ford Tow Pack. Subject to State and Territory regulations. Further weight restrictions apply, please consult your authorised Ford Dealer and/or refer to the Owner's Manual for guidance.

	4x4 XLS Double Cab Pick-up 3.2 Diesel	4x4 XLT Super Cab Pick-up 2.0 Diesel	4x4 XLT Super Cab Pick-up 3.2 Diesel	4x4 XLT Double Cab Cab-Chassis 3.2 Diesel	4x4 XLT Double Cab Cab-Chassis 2.0 Diesel	4x4 XLT Double Cab Pick-up 2.0 Diesel	4x4 XLT Double Cab Pick-up 3.2 Diesel	4x4 Wildtrak Double Cab Pick-up 2.0 Diesel	4x4 Wildtrak Double Cab Pick-up 3.2 Diesel	4x4 Raptor Double Cab Pick-Up 2.0L Diesel
Exterior										
Centre High Mounted Stop Light	S	S	S			S	S	S	S	S
Exterior Lighting - LED Daytime Running Lamps		S	S	S	S	S	S	S	S	S
Exterior Door / Tailgate Handles - Black	S									
Exterior Door / Tailgate Handles - Chrome	P	S	S	S	S	S	S			
Exterior Door / Tailgate Handles - Bolder Grey								S	S	
Exterior Door / Tailgate Handles - Dyno Grey										S
Exterior Lighting - Front Fog Lamps (Halogen)	S	S	S	S	S	S	S			
Exterior Lighting - Front Fog Lamps (LED)								S	S	S
Exterior Lighting - High Performance Bi-LED Headlamps		S	S	S	S	S	S	S	S	S
Exterior Mirrors - Black										S
Exterior Mirrors - Trivet Grey	S									
Exterior Mirrors - Chrome		S	S	S	S	S	S			
Exterior Mirrors - Bolder Grey								S	S	
Exterior Mirrors - Power Adjustable	S	S	S	S	S	S	S	S	S	S
Exterior Mirrors - Power Folding & Heated with Turn Indicator		S	S	S	S	S	S	S	S	S
Exterior Mirrors - Puddle Lamps								S	S	S
Front Bumper - Body Colour	S	S	S	S	S	S	S	S	S	
Front Bumper Insert - Accent Bolder Grey								S	S	
Front Bumper - Chassis Mounted in Dyno Grey										S
Heavy Duty Side Steps										S
Heavy Duty Front Bash Plate & Underbody Shielding										S
Grille - Trivet Grey	S									
Grille - Chrome	P	S	S	S	S	S	S			
Grille - Bolder Grey								S	S	
Grille - Unique Raptor Design (Black)										S
Mud Flaps - Front and Rear ⁵	S	S	S	S	S	S	S	S	S	S
Privacy Glass		S	S	S	S	S	S	S	S	S
Rear Bumper - Body Colour	S									
Rear Bumper - Chrome Steel		S	S			S	S			
Rear Bumper - Bolder Grey								S	S	
Rear Bumper - Unique Raptor Design										S
Side Steps - Black		S	S	S	S	S	S			
Side Steps - Black with Silver Inserts								S	S	
Rear Sports Bar - Chrome Tubular		S	S			S	S			
Rear Sports Bar - Sailplane								S	S	
Tow Bar		S	S	S	S	S	S	S	S	S
Wheels - 16" Alloy	S									
Wheels - 17" Alloy	O	S	S	S	S	S	S			S
Wheels - 18" Alloy				O	O	O	O	S	S	
Tyres - 33' BF Goodrich All- Terrain T/A @ KO2 (285/70 R17)										S
Recovery Hooks - Front (rated at 4,635kg)										S
Recovery Hooks - Rear (rated at 3,863kg)										S
Strengthened Chassis Frame										S
Load Box Elements										
Bedliner with 12V Socket		S	S			S	S	S	S	
Tough Bed Spray-In Bedliner	O					O	O			S
Inner Tie Downs	S	S	S			S	S	S	S	S
Load Box Illumination	S	S	S			S	S	S	S	S
Load Rest	S									
Power Roller Shutter								S	S	
Tailgate Lock - Manual	S	S	S			S	S			
Tailgate Lock - Power (activated with Central Locking)								S	S	S
Tailgate with Lift Assistance	S	S	S			S	S	S	S	S
Comfort and Convenience										
230V Inverter - Rear of Centre Console		S	S	S	S	S	S	S	S	S
Acoustic Windshield		S	S	S	S	S	S	S	S	
Ambient Lighting - Multi-Colour								S	S	
Auxiliary 12V Power Outlet - Lower Dashboard	S	S	S	S	S	S	S	S	S	S
Auxiliary 12V Power Outlet - Rear of Centre Console	S	S	S	S	S	S	S	S	S	S

S = Standard O = Factory Option that can be ordered before a vehicle is manufactured P = Part of a Pack A = Accessory fitted at Ford Dealer

5. Rear mud flaps on pick-up models only.

	4x4 XLS Double Cab Pick-up 3.2 Diesel	4x4 XLT Super Cab Pick-up 2.0 Diesel	4x4 XLT Super Cab Pick-up 3.2 Diesel	4x4 XLT Double Cab Cab-Chassis 3.2 Diesel	4x4 XLT Double Cab Cab-Chassis 2.0 Diesel	4x4 XLT Double Cab Pick-up 2.0 Diesel	4x4 XLT Double Cab Pick-up 3.2 Diesel	4x4 Wildtrak Double Cab Pick-up 2.0 Diesel	4x4 Wildtrak Double Cab Pick-up 3.2 Diesel	4x4 Raptor Double Cab Pick-Up 2.0L Diesel
Comfort and Convenience continued.										
Centre Console - Single Lid with 2 Cup Holders	S	S	S	S	S	S	S	S	S	S
Child Seat Upper Anchorage Points (x2)	S	S	S	S	S	S	S	S	S	S
Child Seat ISOFIX Anchorage Points (x2)	S			S	S	S	S	S	S	S
Climate Control - Single Zone Manual	S									
Climate Control - Dual Zone Automatic	P	S	S	S	S	S	S	S	S	S
Floor Coverings - Carpet	S	S	S	S	S	S	S	S	S	S
Floor Mats - Driver Only	S	S	S	S	S	S	S			
Floor Mats - Driver & Front Passenger								S	S	S
Headlamps - Auto On/Off Function	S	S	S	S	S	S	S	S	S	S
Leather Wrapped Steering Wheel & Gear Knob		S	S	S	S	S	S	S	S	
Leather Wrapped Sports Steering Wheel with Contrast Stitching										S
Leather Wrapped Gear Shifter & Handbrake										S
Power Front Windows (Auto Driver)	S	S	S	S	S	S	S	S	S	S
Power Rear Windows	S			S	S	S	S	S	S	S
Rain Sensing Windscreen Wipers		S	S	S	S	S	S	S	S	S
Rear Window Defrost	S	S	S	S	S	S	S	S	S	S
Rear View Mirror - Manual Day/Night Inside	S									
Rear View Mirror - Electrochromatic		S	S	S	S	S	S	S	S	S
Under Seat Stowage								S	S	S
Windscreen Mounted USB Port	S	S	S	S	S	S	S	S	S	S
Audio And Communication										
FordPass Connect - Embedded Modem ⁶	S	S	S	S	S	S	S	S	S	S
4.2" Colour Multi-Function Display	S	S	S	S	S	S	S			S
Dual Colour 4.2" Instrumentation Screens								S	S	
8" Colour Touch Screen	S	S	S	S	S	S	S	S	S	S
6 Speakers (2 Tweeters, 4 Woofers)	S	S	S	S	S	S	S	S	S	S
AM/FM Stereo Radio	S	S	S	S	S	S	S	S	S	S
Apple CarPlay & Android Auto ⁷	S	S	S	S	S	S	S	S	S	S
Bluetooth ⁸ with Phone/Audio Streaming ⁹	S	S	S	S	S	S	S	S	S	S
CD Player (MP3 compatible)	P	S	S	S	S	S	S	S	S	S
DAB+ Digital Radio	P	S	S	S	S	S	S	S	S	S
Satellite Navigation with Traffic Message Channel ¹⁰	P	S	S	S	S	S	S	S	S	S
SYNC [®] 3 ¹¹	S									
SYNC [®] 3 with Voice-Activated Controls ¹¹	P	S	S	S	S	S	S	S	S	S
USB Ports	2	2	2	S	S	2	2	2	2	2
Seating										
6-way Manual Driver Seat Adjustment	S	S	S	S	S	S	S			
6-way Power Driver Seat Adjustment (plus Lumbar Support)								S	S	
8-way Power Driver Seat Adjustment (plus Lumbar Support)										S
8-way Power Passenger Seat Adjustment (plus Lumbar Support)										S
Heated Front Seats								S	S	S
XLT Leather Accented Seats (Black)				O	O	O	O			
Wildtrak Leather Accented Seats (Black with orange stitching)								S	S	
Raptor Embossed Ebony Leather & Dinamica with Blue Stitching										S
Front Sport Seats										S
Safety, Security and Driver Assistance										
3 Point Lap Sash Seat Belt - All Positions	S	S	S	S	S	S	S	S	S	S
Adaptive Cruise Control ¹²		P	P	P	P	P	P	S	S	
Adjustable Speed Limiter	S	S	S	S	S	S	S	S	S	S
Airbags - Driver and Front Passenger	S	S	S	S	S	S	S	S	S	S

S = Standard O = Factory Option that can be ordered before a vehicle is manufactured P = Part of a Pack A = Accessory fitted at Ford Dealer

6. Use of FordPass is subject to the FordPass Terms and Privacy Policy and the Connected Vehicle Terms and Privacy Policy available on ford.com.au/fordpass and requires a compatible mobile device, internet access and software (including software updates from time to time). You are responsible for internet access, mobile network data and voice call services required for your use of the FordPass App on your mobile device, including associated fees. The FordPass Connect Modem and FordPass App can only work when connected to the telecommunications network. Ford cannot guarantee that FordPass will be in fully operating condition at all times and the FordPass App may be unavailable or particular FordPass services interrupted. Ford is not responsible for any limitations or restrictions of the telecommunications network or of your mobile device. 7. Apple CarPlay / Android Auto requires phone with compatible version of Apple iOS / Android™ (as applicable), active data service, and connection cable (sold separately). SYNC[®] does not control Apple CarPlay / Android Auto while in use. Apple / Google and other third parties are responsible for their respective functionality. Message and data rates may apply. Apple CarPlay, Siri Eyes Free, iPod and iPhone are trademarks of Apple Inc. registered in the US and other countries. Android Auto and Google Maps are trademarks of Google Inc. Ford AppLink[®] is available on selected SYNC[®] models and is compatible with select smartphone platforms. Warning: Local laws prohibit some phone functions while driving. Check your local road rules before using these functions. 8. Bluetooth[®] is a registered trademark of Bluetooth SIG, Inc. and is under license. Some phones not compatible. 9. Traffic Message Channel is currently provided through an arrangement with Inteletrac Australia Pty Ltd (Inteletrac). The ongoing provision of this feature cannot be guaranteed if Ford's arrangements with Inteletrac cease for any reason. 10. SYNC[®]3 features may not be compatible with all phones. For compatibility, see ford.com.au/sync. Sync [®] 3 System on XL & XLS models do not have embedded voice control, satellite navigation or CD Player. 11. SYNC[®]3 features may not be compatible with all phones. For compatibility, see ford.com.au/sync. 12. Driver-assist features are supplemental and do not replace the driver's attention, judgment and need to control the vehicle. May not operate in some driving and road conditions (including at certain speeds) or adverse weather.

	4x4 XLS Double Cab Pick-up 3.2 Diesel	4x4 XLT Super Cab Pick-up 2.0 Diesel	4x4 XLT Super Cab Pick-up 3.2 Diesel	4x4 XLT Double Cab Cab-Chassis 3.2 Diesel	4x4 XLT Double Cab Cab-Chassis 2.0 Diesel	4x4 XLT Double Cab Pick-up 2.0 Diesel	4x4 XLT Double Cab Pick-up 3.2 Diesel	4x4 Wildtrak Double Cab Pick-up 2.0 Diesel	4x4 Wildtrak Double Cab Pick-up 3.2 Diesel	4x4 Raptor Double Cab Pick-Up 2.0L Diesel
Safety, Security and Driver Assistance continued.										
Airbags - Front Seat Side	S	S	S	S	S	S	S	S	S	S
Airbags - Side Curtain (Full Length)	S	S	S	S	S	S	S	S	S	S
Alarm with Perimeter, Interior Motion and Vehicle Inclination Sensors	S	S	S	S	S	S	S	S	S	S
Anti-Lock Braking System (ABS) ¹²	S	S	S	S	S	S	S	S	S	S
Auto High Beam ¹²	S	S	S	S	S	S	S	S	S	S
Beltminder™ - All Positions	S	S	S	S	S	S	S	S	S	S
Cruise Control	S	S	S	S	S	S	S	S	S	S
Driver Impairment Monitor ¹²	S	S	S	S	S	S	S	S	S	S
Dynamic Stability Control (DSC) ¹²	S	S	S	S	S	S	S	S	S	S
Emergency Assistance ¹³	S	S	S	S	S	S	S	S	S	S
Emergency Brake Assist	S	S	S	S	S	S	S	S	S	S
Emergency Brake Light	S	S	S	S	S	S	S	S	S	S
Hill Descent Control ¹²	S	S	S	S	S	S	S	S	S	S
Hill Launch Assist ¹²	S	S	S	S	S	S	S	S	S	S
Lane Keeping Aid ¹²	S	S	S	S	S	S	S	S	S	S
Load Adaptive Control ¹²	S	S	S	S	S	S	S	S	S	S
MyKey®		S	S	S	S	S	S	S	S	S
Parking Sensors - Front	S	S	S			S	S	S	S	
Parking Sensors - Rear	S	S	S			S	S	S	S	S
Autonomous Emergency Braking (AEB) with Pedestrian Detection	S	S	S	S	S	S	S	S	S	S
Rear Differential - eLocking	S	S	S	S	S	S	S	S	S	S
Rear View Camera	S	S	S	S	S	S	S	S	S	S
Roll Over Mitigation	S	S	S	S	S	S	S	S	S	S
Active Park Assist		P	P			P	P	S	S	
Smart Keyless Entry with Push Button Start - 2 Fobs Provided ¹⁴	P	S	S	S	S	S	S	S	S	S
Traction Control System ¹²	S	S	S	S	S	S	S	S	S	S
Traffic Sign Recognition ¹²	S	S	S	S	S	S	S	S	S	S
Trailer Sway Control ¹²	S	S	S	S	S	S	S	S	S	S
Tyre Pressure Monitoring System		S	S	S	S	S	S	S	S	
Terrain Management System with 6 Modes - Normal, Sport, Grass/Gravel/Snow, Mud/Sand, Rock, Baja										S
Regular Production Options										
Automatic Transmission	O	S	S	S	S	S	O	S	O	S
Black 17" Alloy Wheels	O									
Black 18" Alloy Wheels				O	O	O	O	O	O	
XLS Premium Pack, including: Satellite Navigation, CD Player, Embedded Voice Control, DAB+ Digital Radio, Dual Zone Climate Control, Smart Keyless Entry with Push Button Start, Chrome Exterior Grille & Handles	O									
XLT Leather Accented Seats				O	O	O	O			
XLT Tech Pack (Pick-Up Models Only), including: Adaptive Cruise Control with Forward Collision Alert, Active Park Assist		O	O			O	O			
XLT Tech Pack (Cab-Chassis Models Only), including: Adaptive Cruise Control with Forward Collision Alert				O	O					
XLT Chrome Sports Bar Delete		O	O			O	O			
Tough Bed Spray-In Bedliner	O					O	O			S
Prestige Paint	O	O	O	O	O	O	O	O	O	O
Raptor Decal Pack										O

S = Standard O = Factory Option that can be ordered before a vehicle is manufactured P = Part of a Pack A = Accessory fitted at Ford Dealer

¹². Driver-assist features are supplemental and do not replace the driver's attention, judgment and need to control the vehicle. May not operate in some driving and road conditions (including at certain speeds) or adverse weather. ¹³. Emergency Assistance feature needs a paired and in range mobile phone. Can activate in the event of a crash which deploys an airbag or activates the fuel pump shut off. ¹⁴. Remote Vehicle Start and Stop on Automatic variants only. Use responsibly and only in well ventilated areas where you are aware of your vehicle's surroundings. Vehicle Locator only available when Vehicle Location setting is on.